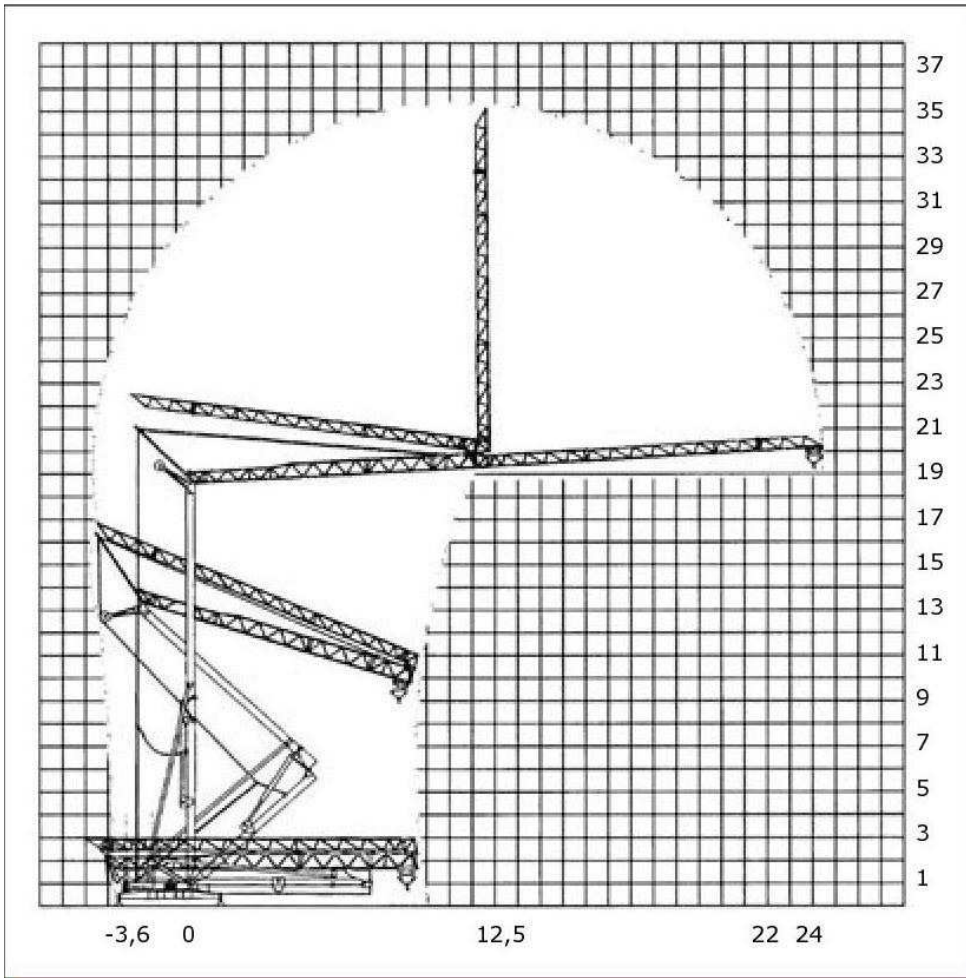


Curve di carico - Load curves - Lastkurven - Courbes de charges












		MT			10,92	14	17	20	24
	↓	KG			2000	1501	1200	993	800
	↓	PD			4400	3302	2640	2185	1760
		MT	12,04		15	18	20	22	
	↓	KG	2000		1555	1262	1117	1000	
	↓	PD	4400		3421	2776	2457	2200	
		MT							
	↓	KG							
	↓	PD							

• Braccio impennato • Luffing jib
 • Ausleger in Steilstellung
 • Fleche relevée

800 KG
1760 PD



Ingombro di montaggio
Space requirement
Abmessungen
Encombrement au montage

Mono/Trifase		m/min	kw	hp	kg	⚡	
		3	1	1,36	2000	V	220 380
		14	2	2,7	2000	HZ	50 50
		28	3	4,1	800	KW	3 8
		4,3	1	1,36	2000		
		17	2,9	3,9	2000		
		34	5,5	7,5	800		
		18/36	1,1/2,2	1,5/3			
	t/min	0-1	2,2	3			

Peso della gru senza assali - Dead weight without axles **8500 KG**
 Korstruktionsgewicht ohne transportachse - Poids de construction sans assieux **18700 PD**

TRASPORTO - TRANSPORT

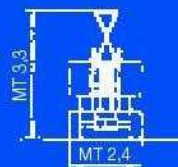
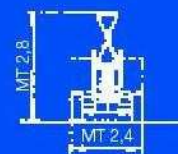
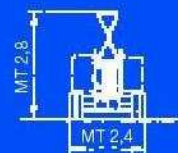

Su strada - road - strasse - routier



Su camion - on lorry - auf lkw - sur camion



Container open top 40'



TGM by Top Gru Machine



Sede Legale e Unità Produttiva: Via Baraggia 9, ang. SP.28 -22100- Albate (CO)
Tel +39 031 594751 / Fax +39 031 520815 / Tel. Mobile: 348 7761884 / @: info@tgmgru.com
c.f./p.iva/Reg. Impr. Como 03290830136 cap. soc. €100.000,00 i.v. REA CO n. 306478 www.tgmgru.com